

FACTORY CAT

MAGNUM



FAMILY OF INDUSTRIAL CLEANING EQUIPMENT (21" - 55")

EASY TANK CLEAN UP



Factory Cat's Industrial strength equipment has earned a reputation for exceptional toughness and cleaning performance. The new **MAGNUM** combines our historic cleaning ability with improved agility, and operator productivity.

Factory Cat's thrive in metal fabrication facilities, car dealerships, machine shops, food / beverage packaging and distribution or any application where customers demand much of their investments.

The **MAGNUM** is available with a large battery package and 30-gallon tanks which reduce costly down time. There are multiple scrub paths available to better match your needs, in both disk and cylindrical styles.

The "Disk" machines offer nearly 35% more power than other machines. The deck is protected by steel guards and large polyurethane rollers keep the unit from marking walls. Brushes are driven by two powerful motors and gimbal-mounted, which improves cleaning on uneven floors.

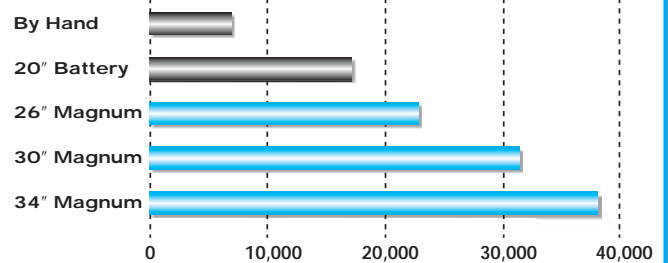
The "Cylindrical" machines have the added benefit of sweeping up debris while scrubbing. This may eliminate the need to presweep an area, increasing productivity.

The brush pressure is automatically maintained at one of five settings by the *Central Command II*. The LCD provides diagnostics and hour meters, covering "transport", "scrubbing" and "key-on". The LCD also gives the operator a real time view of systems running, battery level and scrubbing pressure. If the batteries become too discharged, the unit automatically shuts down systems to allow the machine to return to the charge station.

The heavy steel construction, oversized motors, extra thick polyurethane tanks and stainless steel fasteners provide a solid foundation. The **MAGNUM** has a powerful, sealed transaxle for climbing steep ramps and heavy duty tires to withstand harsh chemicals. The four point stance and oversized wheels allow it to remain stable over rough terrain.

While offering the toughness you are looking for, your operators will find them easy to maneuver into tight areas, and simple to service.

Productivity Comparison (square feet/hour)



**CALL (800) 634-4060
FOR A DEMONSTRATION**

REMOVABLE DEBRIS BASKET



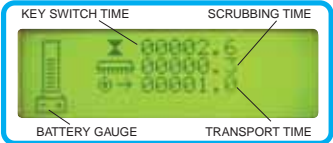
TANK TIPS FOR ACCESS



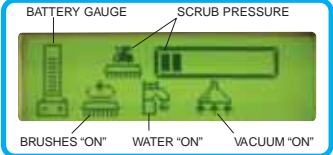
DASHBOARD




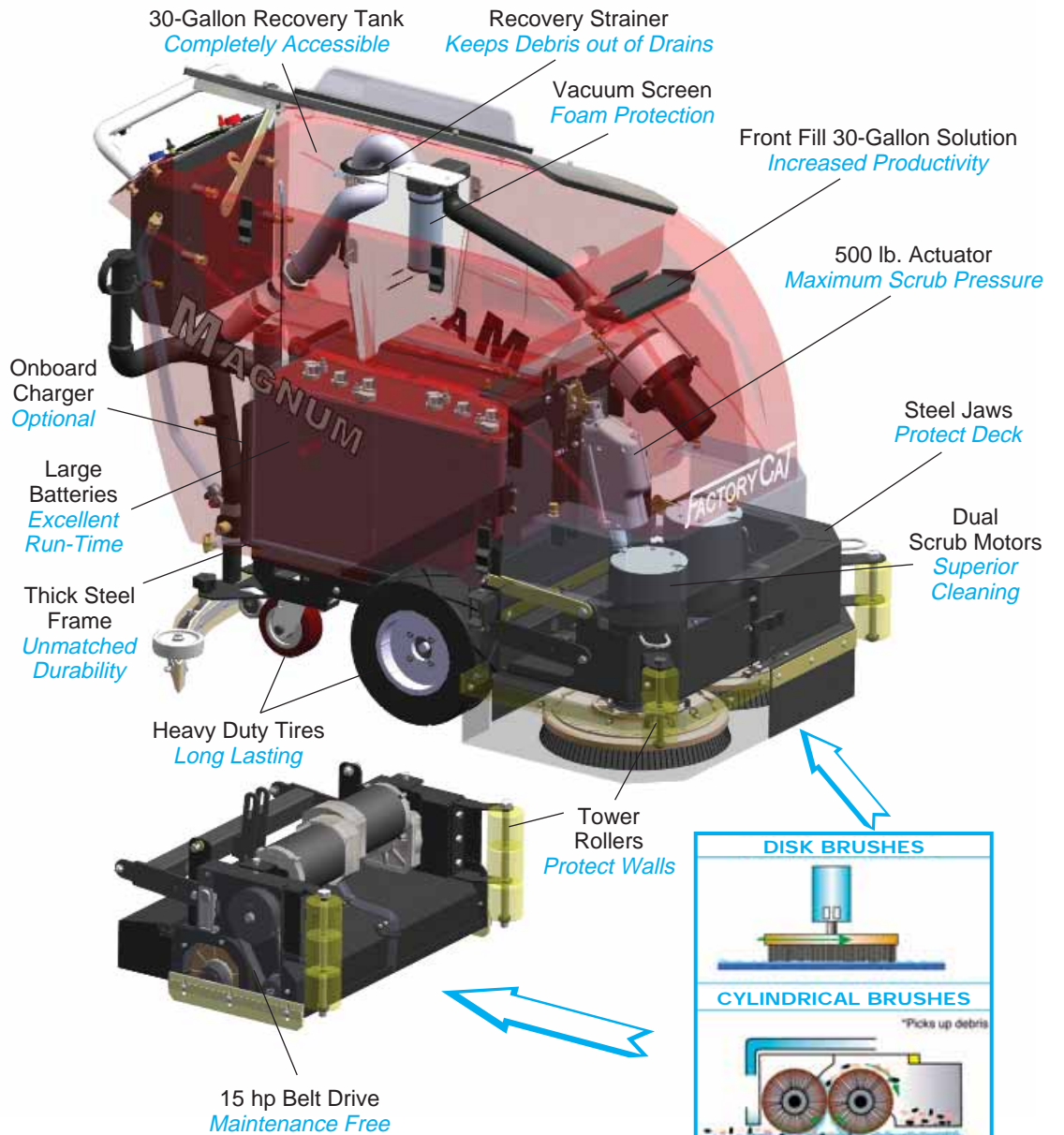
MAINTENANCE SCREEN



OPERATING SCREEN



SOLUTION GAUGE



RETURN ON INVESTMENT

Area (Sq. Ft.)	By Hand	MAGNUM 34"	Savings Monthly
10,000	\$ 137.00	\$ 61.00	\$ 76.00
25,000	\$ 340.00	\$ 152.00	\$ 190.00
50,000	\$ 680.00	\$ 305.00	\$ 381.00
100,000	\$1,370.00	\$ 611.00	\$ 763.00
150,000	\$2,062.00	\$ 916.00	\$1,143.00
250,000	\$3,437.00	\$1,527.00	\$1,909.00

**Based on a total labor cost of \$10/hour.*

SOLD THROUGH DISTRIBUTORS

FACTORY CAT continues to grow by providing the toughest machines in our industry. We have 330 distributors maintain a factory-trained service department and diverse rental fleet, which allow them to continue serving your needs.

We offer a line of cleaning equipment that includes sweepers and scrubbers in both walk-behind and rider models. All **FACTORY CATS** machines are practical, rugged and priced sensibly.

GUARANTEED SERVICE

We guarantee to supply you the spare parts you need within three workdays, or they are yours free. This applies only to the 48 contiguous states, at the customer's special request, and to parts that can be shipped by courier.

AUTHORIZED DISTRIBUTOR

Manufactured By:
R.P.S. Corporation
P.O. Box 368 • Racine, WI 53401
Phone: (800) 634-4060
Fax: (866) 901-3335
www.factorycat.com

Copyright R.P.S. Corporation 2006. All rights reserved. Since our policy is one of constant improvement, all specifications are subject to change without notice.

Specifications

**26" – 34"
Disk**

**24" – 34"
Cylindrical**

Body Construction

Tank Construction:	7/16" Roto-Poly	7/16" Roto-Poly
Frame Construction:	3/16" Steel	3/16" Steel
Drive Wheel:	(2) 12" dia. x 3.5"	(2) 12" dia. x 3.5"
Casters:	(2) 5" dia. x 2"	(2) 5" dia. x 2"
Body Dimensions (L x W x H):	56" x 24" x 43"	56" x 24" x 43"
Width (squeegee):	35", 38" or 45"	35", 38" or 45"
Weight (w/out batteries):	498 pounds	494 pounds
Weight (w/ 325 ah batteries):	875 pounds	886 pounds

Brush/Pad System

Brush/Pad Diameter:	26D: (2) 13"	24C: (2) 22" x 5.5"
	30D: (2) 15"	27C: (2) 25" x 5.5"
	34D: (2) 17"	30C: (2) 28" x 5.5"
		34C: (2) 32" x 5.5"
Motor Power (Standard):	(2) .75 hp/200 rpm	24C-27C: (2) .75 hp
HD Option (Disk Only):	(2) 1.0 hp/265 rpm	30C-34C: (2) 1.0 hp
Brush Speed:	200 rpm	750 rpm
Brush Pressure:	0-250 pounds	0-250 pounds
Brush Pressure Settings:	(1-5) automatic	(1-5) automatic

Battery System

Battery AH Rating (Standard):	210 AH	210 AH
Battery AH Rating (Optional):	Up to 325 amp hr.	Up to 325 amp hr.
Battery Run Time:	Up to 5 hours	Up to 5 hours
Charger (110v/60 hz, Auto):	24v/25 amp	24v/25 amp

Solution System

Solution Tank Capacity:	30 gallons	30 gallons
Solution Flow Rate:	0 - .75 gal/min.	0 - .75 gal/min.
Oversized Filter:	Stainless Steel	Stainless Steel

Recovery System

Recovery Tank Capacity:	30 gallons	30 gallons
Vacuum Horsepower:	0.8 hp/3-stage	0.8 hp/3-stage
Vacuum (Water Lift/Cubic ft/min):	68"/72 cfm	68"/72 cfm
Recovery Drain Saver:	60 cubic inches	60 cubic inches
Sound Level:	71 dB	71 dB

Drive System

Transaxle Description:	0.75 hp all gear/sealed	0.75 hp all gear/sealed
Forward Speed Control:	0-230 ft/min (4 mph)	0-230 ft/min (4 mph)
Reverse Speed Control:	0-125 ft/min (2 mph)	0-125 ft/min (2 mph)

Productivity

Cleaning Width & Rate/Hour:	26"/26,000 sq. ft./hr.	24"/24,000 sq. ft./hr.
	30"/30,000 sq. ft./hr.	27"/27,000 sq. ft./hr.
	34"/34,000 sq. ft./hr.	30"/30,000 sq. ft./hr.
		34"/34,000 sq. ft./hr.

Warranty

Tanks: 10 years / Parts: 3 years / Labor: 1 year

Optional Equipment

- Spray Hose
- Side Brooms
- Key Switch
- Remote Scrub Wand
- Onboard Charger
- Non-marking Tires
- Management "Lockout"
- Vacuum Wand Attach.
- Variety of Brushes/Pads
- Onboard Soap